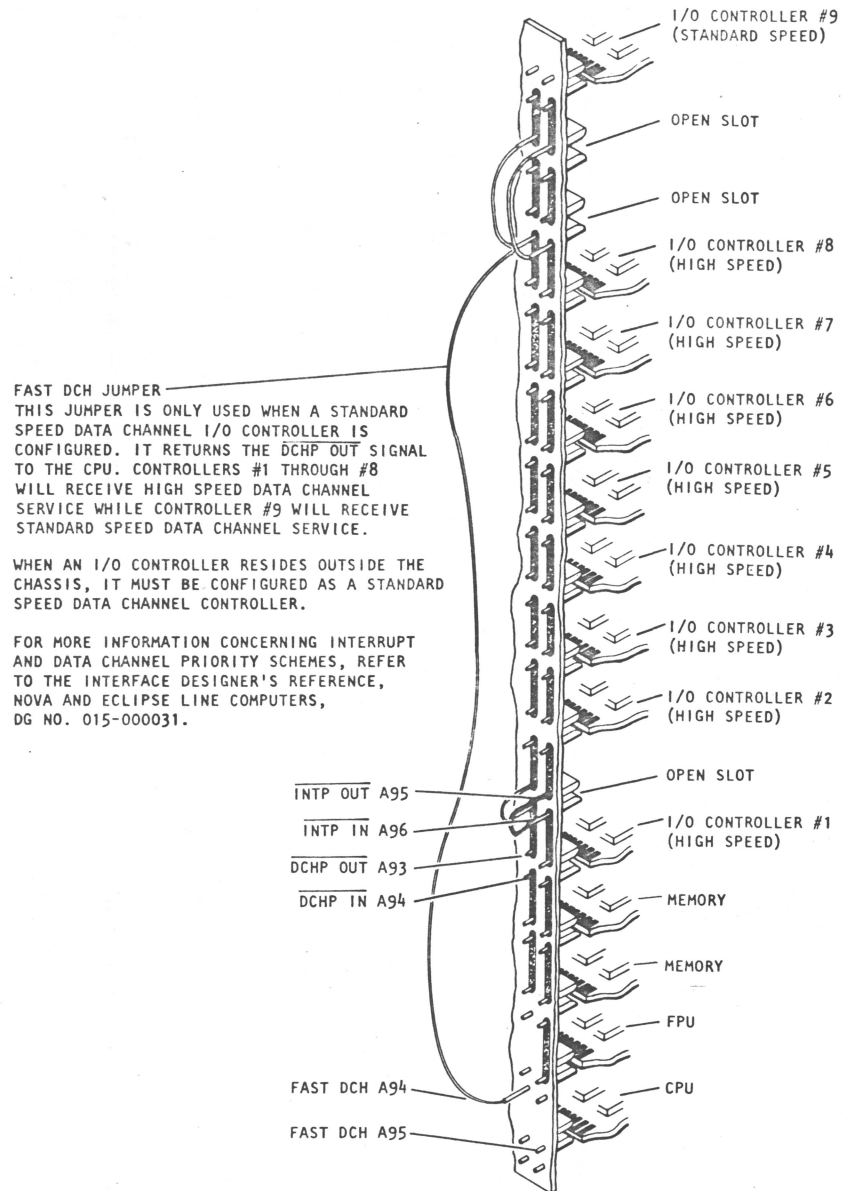


TAILORING (CONT) BACKPANEL JUMPERING



FAST DCH JUMPER
THIS JUMPER IS ONLY USED WHEN A STANDARD SPEED DATA CHANNEL I/O CONTROLLER IS CONFIGURED. IT RETURNS THE DCHP OUT SIGNAL TO THE CPU. CONTROLLERS #1 THROUGH #8 WILL RECEIVE HIGH SPEED DATA CHANNEL SERVICE WHILE CONTROLLER #9 WILL RECEIVE STANDARD SPEED DATA CHANNEL SERVICE.

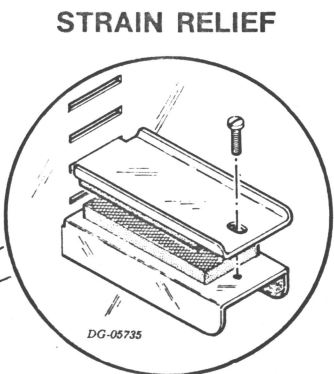
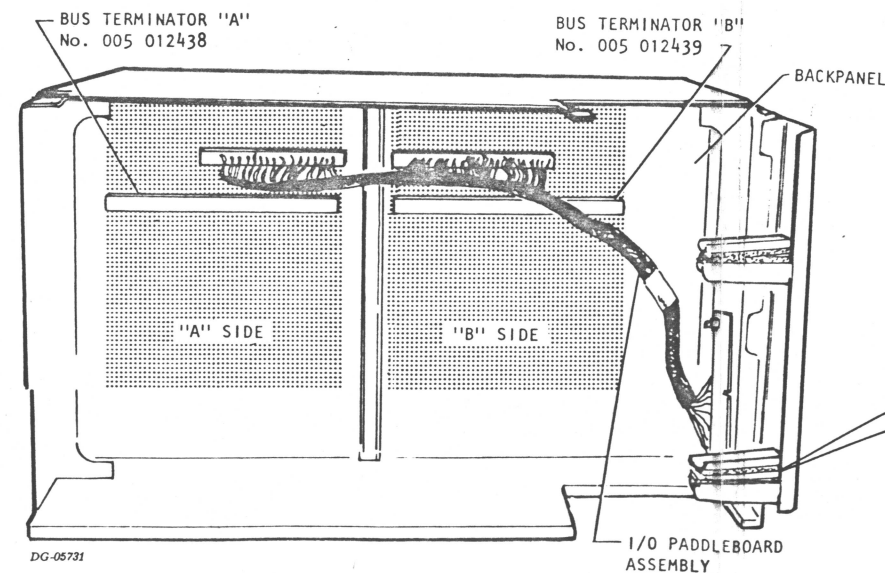
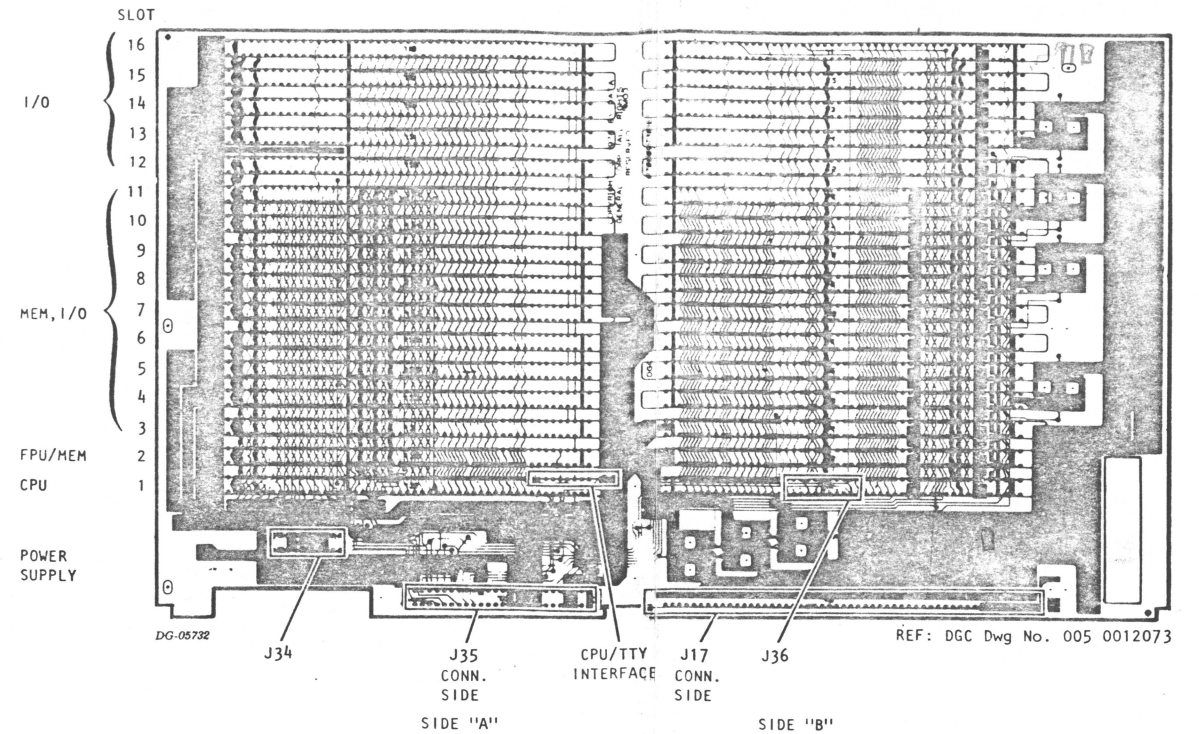
WHEN AN I/O CONTROLLER RESIDES OUTSIDE THE CHASSIS, IT MUST BE CONFIGURED AS A STANDARD SPEED DATA CHANNEL CONTROLLER.

FOR MORE INFORMATION CONCERNING INTERRUPT AND DATA CHANNEL PRIORITY SCHEMES, REFER TO THE INTERFACE DESIGNER'S REFERENCE, NOVA AND ECLIPSE LINE COMPUTERS, DG NO. 015-000031.

NO JUMPERS NEEDED EXCEPT FOR OPEN SLOTS AND STANDARD SPEED DATA CHANNEL I/O CONTROLLERS.

WHEN A 4C PROCESSOR IS USED IN THIS CHASSIS, THE END OF THE INTP PRIORITY NETWORK CLOSEST TO THE PROCESSOR (HIGHEST PRIORITY) MUST BE CONNECTED TO THE NEAREST GROUND (PIN A99 OR A100).

INTERNAL CABLING BACKPANEL CONNECTORS



013-000640
BRUNING 40-526 27928

THIS DRAWING AND SPECIFICATIONS, HEREIN, ARE THE PROPERTY OF DATA GENERAL CORPORATION AND SHALL NOT BE REPRODUCED OR COPIED OR USED IN WHOLE OR IN PART AS THE BASIS FOR MANUFACTURE OR SALE OF ITEMS WITHOUT WRITTEN PERMISSION.

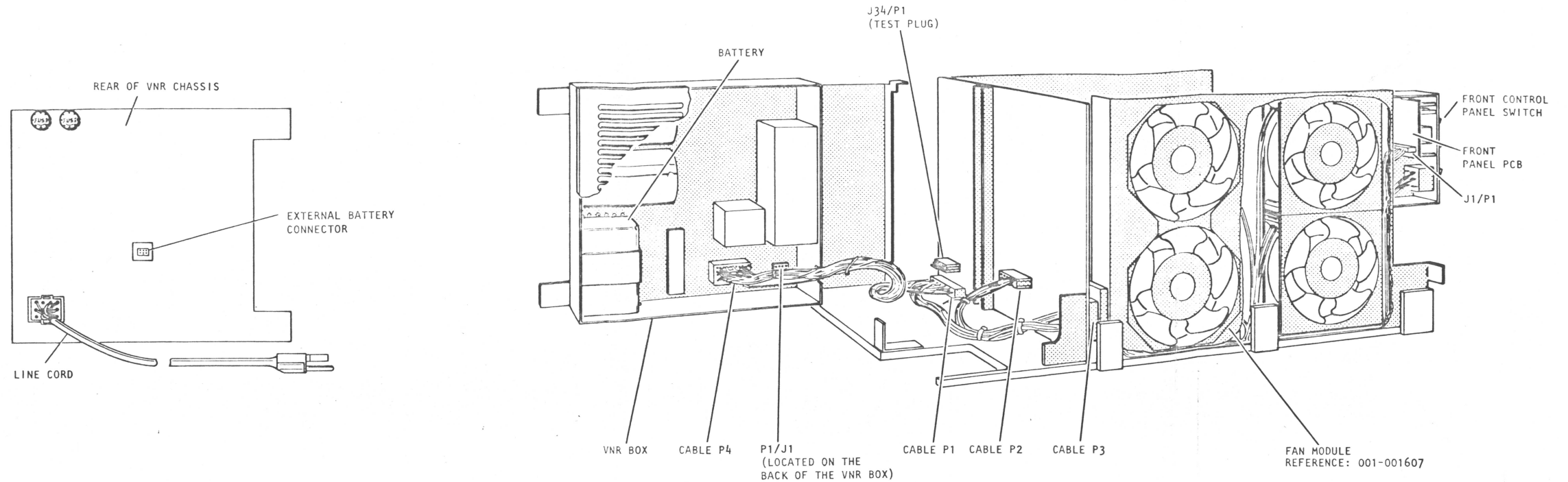
REV	DATE	APP	ENGINEER
ECO			
APP			
DATE			

DRAWN	APPROVED
CHECKED	FIRST USED ON
ENGINEER	CODE IDENT 34984

TITLE
INSTALLATION DATA SHEET
NOVA 4 16-SLOT

DATA GENERAL CORPORATION WESTBORO, MASSACHUSETTS 01581			
SIZE C	CODE 010	DRAWING NUMBER 000213	REV 02

INTERNAL CABLING (CONT)



WARNING
 FOR SERVICING DISCONNECT
 POWER, WAIT 5 MINUTES
 REASSEMBLE UNIT BEFORE
 APPLYING POWER

PADDLEBOARD MOUNTING

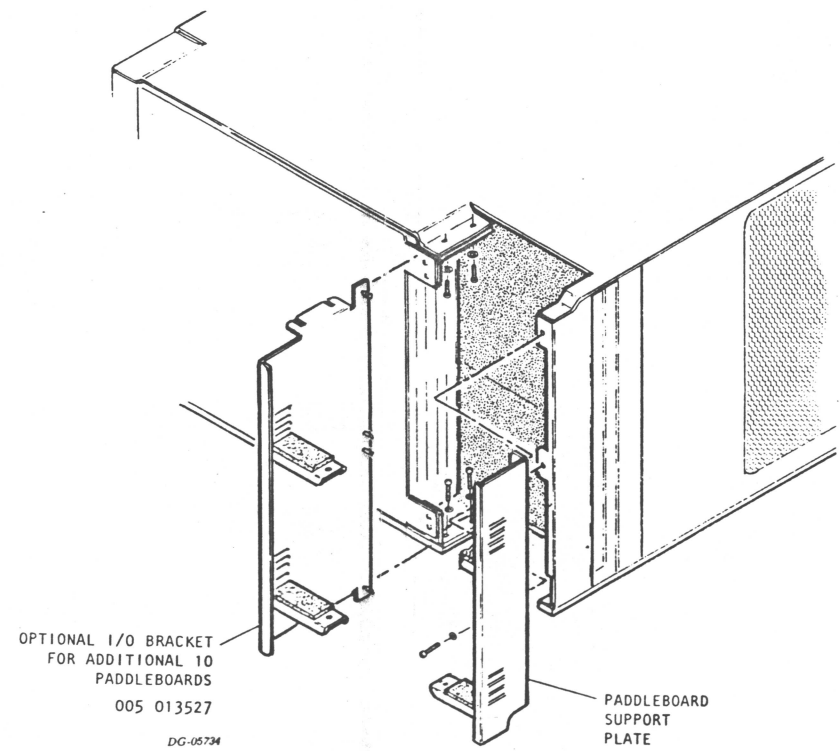
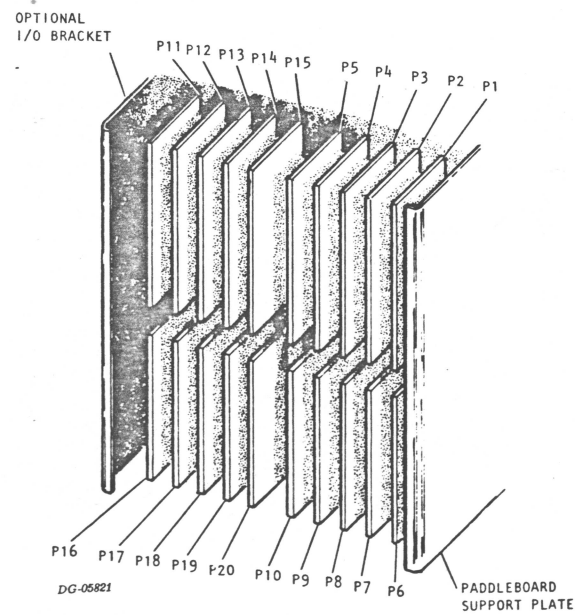
NOVA 4 I/O PADDLEBOARDS

ASSEMBLY NO.	TYPE
005 012472	GENERAL PURPOSE I/O
005 012751	EXTERNAL I/O BUS**
005 012765	UNIVERSAL LINE MUX MODEL 4241, 4241A, 4242, 4243***
005 012476	I/O BUS REPEATER MODELS 8315
005 012590	DCU-50 MODELS 4250, 4254
005 012473*	ASYNCHRONOUS INTERFACE MODELS 4007, 4010, 4023, 4075, 4077, 4078
005 012585	MCA MODEL 4206

* THIS PADDLEBOARD MUST BE PLACED IN THE OUTSIDE POSITION: i.e. THE FURTHEST AWAY FROM THE PADDLEBOARD SUPPORT PLATE.

** EXTERNAL I/O BUS MUST BE TERMINATED AT THE END AWAY FROM THE COMPUTER BY TERMINATOR NO. 005-9067, OR EQUIVALENT.

*** REQUIRES TWO PADDLEBOARD LOCATIONS.



THIS DRAWING AND SPECIFICATIONS, HEREIN, ARE THE PROPERTY OF DATA GENERAL CORPORATION AND SHALL NOT BE REPRODUCED OR COPIED OR USED IN WHOLE OR IN PART AS THE BASIS FOR MANUFACTURE OR SALE OF ITEMS WITHOUT WRITTEN PERMISSION

REV	DATE	APP	ENGINEER
ECO			

DRAWN	APPROVED
CHECKED	FIRST USED ON
	CODE IDENT 34984

TITLE
 INSTALLATION DATA SHEET
 NOVA 4 16-SLOT

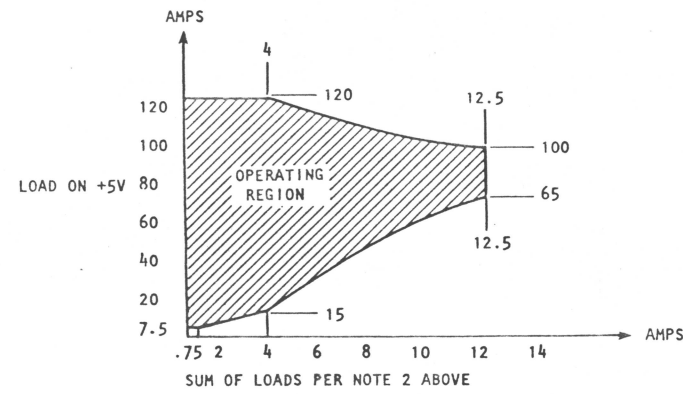
DATA GENERAL CORPORATION WESTBORO, MASSACHUSETTS 01581			
SIZE C	CODE 010	DRAWING NUMBER 000213	REV 02

013-000840
 BRUNING 40-526 27928

16-SLOT CHASSIS LOAD BALANCING RULES

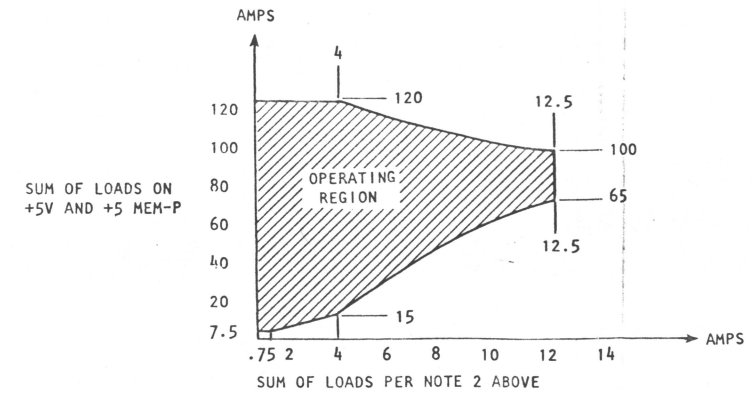
WITH BATTERY BACKUP:

1. THE LOAD ON -5V MUST NOT EXCEED 3.0 AMPS.
2. THE SUM OF THE LOADS ON +12V, +12 MEM, +15V AND 0.55 (SUM OF CURRENT FROM +5 MEM-P AND -5 MEM-P) MUST NOT EXCEED 12.5 AMPS.
3. THE LOAD ON -5 MEM-P MUST NOT EXCEED 0.3 AMPS.
4. THE LOAD ON +5 MEM-P MUST NOT EXCEED 4.5 AMPS AND MUST BE AT LEAST 0.25 AMPS
5. THE LOAD ON +5V MUST NOT EXCEED 120 AMPS AND MUST BE AT LEAST 15 AMPS.
6. THE LOADS MUST BE WITHIN THE OPERATING REGION SHOWN BELOW:

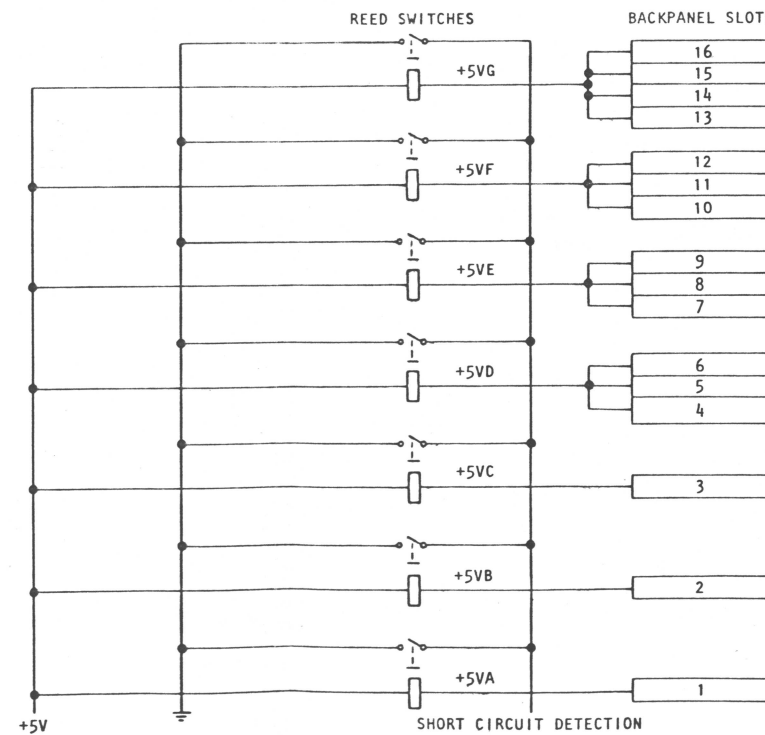


WITHOUT BATTERY BACKUP:

1. THE SUM OF THE LOADS ON -5V AND -5 MEM-P MUST NOT EXCEED 3.0 AMPS.
2. THE SUM OF THE LOADS ON +12V, +12 MEM, AND +15V MUST NOT EXCEED 12.5 AMPS.
3. THE SUM OF THE LOADS ON +5V AND +5 MEM-P MUST NOT EXCEED 120 AMPS AND MUST BE AT LEAST 15 AMPS.
4. THE LOADS MUST BE WITHIN THE OPERATING REGION SHOWN BELOW:



SLOT LOADING RESTRICTIONS



NOTE: REED SWITCH TRIPS AT 22 AMPS.
REFERENCE DG 001-001563.

013-000840
BRUNING 40-526 27928

THIS DRAWING AND SPECIFICATIONS, HEREIN, ARE THE PROPERTY OF DATA GENERAL CORPORATION AND SHALL NOT BE REPRODUCED OR COPIED OR USED IN WHOLE OR IN PART AS THE BASIS FOR MANUFACTURE OR SALE OF ITEMS WITHOUT WRITTEN PERMISSION

REV	DATE	APP	ENGINEER
ECO			

DRAWN	APPROVED
CHECKED	FIRST USED ON
ENGINEER	CODE IDENT 34984

TITLE
INSTALLATION DATA SHEET
NOVA 4 16-SLOT

DATA GENERAL CORPORATION			
WESTBORO, MASSACHUSETTS 01581			
SIZE	CODE	DRAWING NUMBER	REV
C	010	000213	02